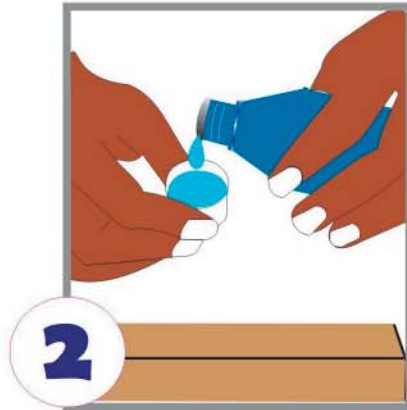


WaterGuard™ LIQUID INSTRUCTIONS

Counselling Card



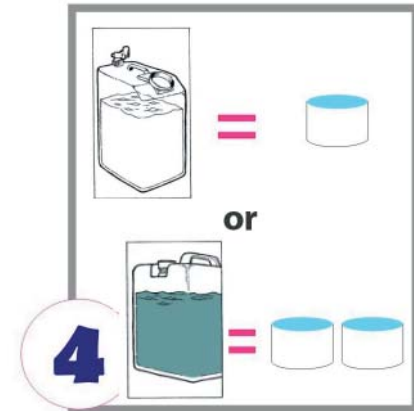
1 Fill a clean 20 litre jerrycan with water filtered through a clean cloth.



2 Fill the bottle cap with WaterGuard.



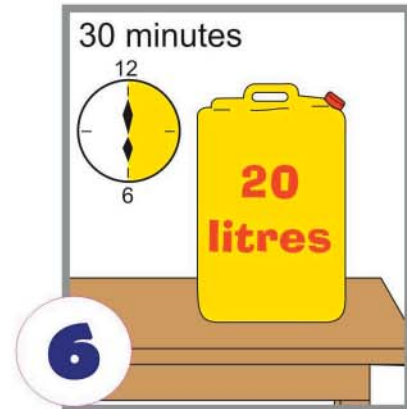
3 Pour the capful into the 20 litres of water.



4 For clear water use 1 capful. For dirty water use 2 caps full.



5 Close the jerrycan and shake.



6 Wait 30 minutes before using.



7 The water is now ready to drink.



8 Store it away from children and sunlight.

Remember: Water treated with WaterGuard that is stored in a narrow neck container with a tight fitting lid can be drunk for up to seven days. Treated water in a wide mouth container or without a tight fitting lid can be drunk for only 24 hours.